


Type TX smd TCXO oscillator (16.0 ~ 40.0)MHz

- # (3.2 x 2.5)mm, height 1.1 mm, ceramic smd
- # VCTCXO available
- # Low power consumption
- # RoHS Compliant Standard



Electrical Specification

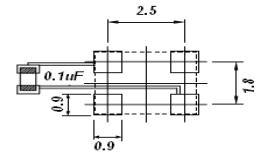
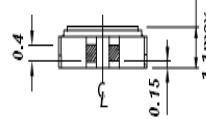
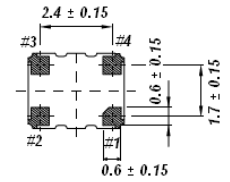
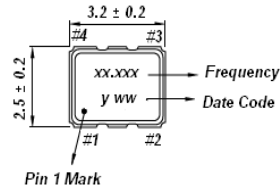
Case Style	type TX: (3.2 x 2.5)mm, height 1.1 mm	
Frequency range	(16.0 ~ 40.0)MHz	
Stability	±(1.0~5.0ppm (temperature range dependent))	
Vs Supply Voltage (±5%) change		±0.2ppm
Vs Load (±10%) change		±0.2ppm
Vs Aging		±1.0ppm
Supply current	Frequency	clipped sine wave o/p
	10.000MHz ≤F< 15.000MHz	1.5mA
	15.000MHz ≤F< 26.000MHz	2.0mA
	26.000MHz ≤F≤40.000MHz	2.5mA
Start time	2mSec. Max.	
Vc Input Impedance	1.0MΩ	
Phase noise @19.2MHz	100Hz	-115 dBc/Hz
	1kHz	-135 dBc/Hz
	10kHz	-148 dBc/Hz
Operating temperature	(0 +55)°C ~ (-40 + 85)°C	
Storage temperature	(-55 + 125)°C	
Output	0.8Vp-p: clipped sine wave 10kΩ//10pF	

Ordering Information

TFC PART NUMBER TX 26.0M E C D D S
 (1) (2) (3) (4) (5) (6) (7)

- 1) **Type:** TX = smd TCXO clock oscillator
- 2) **Frequency:** 26.0M = 26.0MHz,
frequency range from (16.0 ~40.0)MHz
- 3) **Supply voltage:** E: +2.8~3.3Vd.c. J: +2.4~2.7Vd.c
- 4) **Pulling range:** A : ±5, B : ±8, C : ±10, D : ±12,
T : TCXO , Vcon range: 0.5V to 2.5V
- 5) **Frequency stability:** B: ±1.0, P: ±1.5, C: ±2.0, D: ±2.5,
E: ±3.0, F: ±4.0, G: ±5.0
- 6) **Temperature range :** B: (0 to +50)°C, I: (-10 to +60)°C,
C: (-20 to +70)°C, D: (-30 to +80)°C, L: (-40 to +85)°C
- 7) **Output logic and symmetry:**
S: Clipped sine wave @10KΩ /10pF

TX dimensions(mm)



Recommended soldering pattern

- #1 VCON: VC-TCXO
GDN: TCXO
- #2 GND
- #3 output
- #4 VDD