


Series V378SW-6 (10.0 ~ 500)MHz

- # wide pulling range
- # smd, low profile
- # custom designs
- # sinewave, CMOS



Standard options:

frequency range:	————— (10.0 ~ 500)MHz —————	
accuracy codes:	————— (A) —————	————— (B) —————
temperature tolerance	±10.0ppm	±20ppm
temperature range	(0 +50)°C	(-20 +70)°C
output codes:	————— (S) —————	————— (L) —————
output	sine wave, 0dBm into 50Ω harmonics -30dBc max.	CMOS 15pF, 45% ~ 55% <2ns max. rise and fall
supply voltage codes:	————— (V1) —————	————— (V2) —————
supply voltage	+3.3Vd.c.	+5.0Vd.c.
control voltage V_c	(+1.5 ±1.5)Vd.c.	(+2.25 ±2.25)Vd.c.
voltage control range	±100ppm max.*	±200ppm max.*
	control range is frequency dependent*	

Generic specification:

stability:	
ageing long term	±2ppm max. first year
control range linearity	±10%
control voltage input impedance	100KΩ min.
power supplies:	
supply current	50mA max. frequency dependent
insulation resistance	500MegΩ min., 100Vd.c.
temperature:	
operating range	(0 +50)°C
storage range	(-40 +125)°C
	(-20 +70)°C
	(-40 +125)°C

Series V378SW-6

Environmental conditions:

mechanical shock: MIL standard 202F, method 213, condition J

thermal shock: MIL standard 202F, method 107, condition A

vibration: MIL standard 202F, method 204, condition B

solderability: 5 seconds max. at +230°C, 3 seconds max at +350°C

Marking:

frequency, date code, serial number on high temperature metalised polyester label

Ordering code:

standard specification: V378SW-6 A S V2 - 155.52M

V378SW-6 = series generic code

A temp. tol. and temp. range code: A = $\pm 10\text{ppm}(0 +50)^\circ\text{C}$

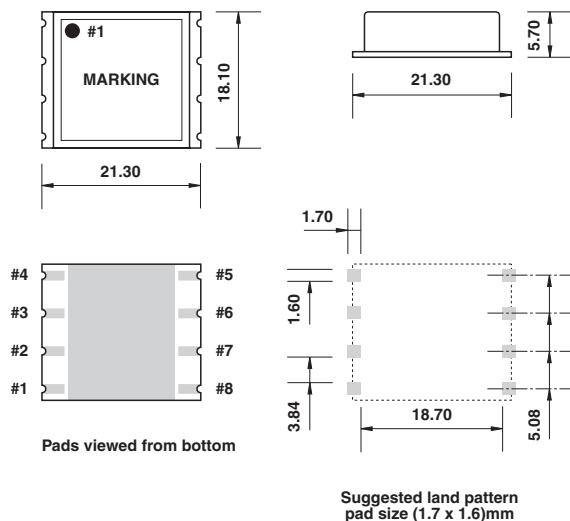
S output code: S = sine wave output, 0dBm into 50Ω

V2 supply voltage code: V2 = +5Vd.c. supply

155.52M output frequency: 155.52M = 155.52MHz

custom specification: part number issued with custom specification and drawing

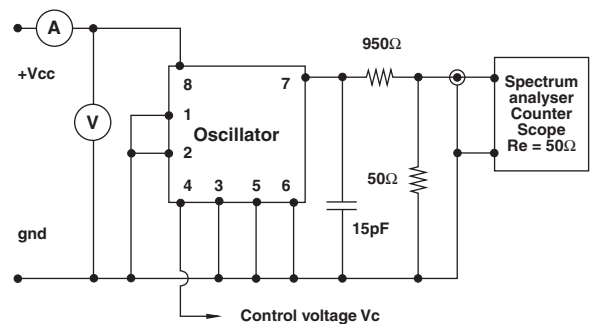
Dimensions(mm):



Pin connections:

- #1 ground
- #2 ground
- #3 ground
- #4 control voltage V_c
- #5 ground
- #6 ground
- #7 output
- #8 + V_{cc}

Test circuit:



Test circuit includes a 20:1 step down in into a matched 50Ω load