

## SSB and 16.90MHz mcf filter

- # discrete and packaged units
- # very narrow SSB passband
- # excellent selectivity



### SSB series

Model	Nominal Frequency	Passband (dB) $\pm$ (kHz)		Stopband (dB) $\pm$ (kHz)				Ripple (dB)	Loss (dB)	Terminating Impedance ( $\Omega$ //pF)	No. of Poles	Model Type
<b>10K02D</b>	10.6935	6	1.1	15	1.5	60.0	2.3	1.0	5.0	600//15	8	M-103
<b>10L02D</b>	10.6950	6	1.1	15	1.5	60.0	2.3	1.0	5.0	600//15	8	M-103
<b>10M02D</b>	10.7000	6	1.1	15	1.5	60.0	2.3	1.0	5.0	600//15	8	M-103

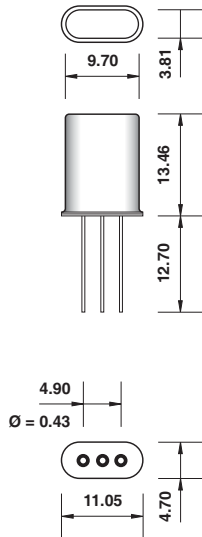
### 16.90MHz series

Model	Passband (dB) $\pm$ (kHz)		Stopband (dB) $\pm$ (kHz)		Ripple (dB)	Loss (dB)	Terminating Impedance ( $\Omega$ //pF)	No. of Poles	Model Type		
<b>16M13A</b>	3	6.50	18	22.0	0.5	2.0	1600//3	2	HC-49/U		
<b>16M15A</b>	3	7.50	18	25.0	0.5	2.0	1800//3	2	HC-49/U		
<b>16M15AU</b>	3	7.50	18	25.0	0.5	2.0	1800//3	2	UM-1		
<b>16M08BU</b>	3	3.75	35	12.5	1.0	2.0	1000//4	4	UM-1 x 2		
<b>16M13B</b>	3	6.50	40	22.0	1.0	2.0	1600//1	4	HC-49/U x 2		
<b>16M15B</b>	3	7.50	40	25.0	1.0	2.0	1800//1	4	HC-49/U x 2		
<b>16M15BU</b>	3	7.50	40	25.0	1.0	2.0	1800//1	4	UM-1 x 2		
<b>16M15C</b>	6	7.50	45	17.5	65	25.0	2.0	3.0	1800//1	6	M-104
<b>16M15D</b>	6	7.50	70	17.5	90	25.0	2.0	4.0	1800//1	8	M-105

## SSB and 16.90MHz mcf filter

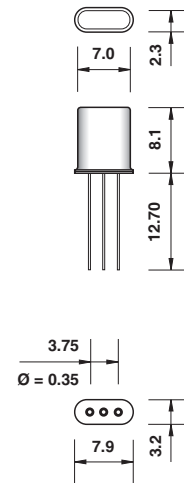
### Dimensions(mm)

#### HC-49/U



### Dimensions(mm)

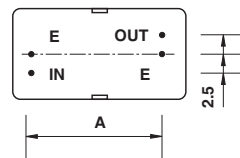

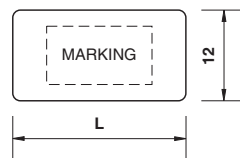
#### UM-1



### Dimensions(mm)

#### M-103, M-104, M-105

Enclosure	L	A	Ø
M-103	23.0	17.80	0.43
M-104	15.0	9.00	0.43
M-105	18.50	13.4	0.43



Pins viewed from bottom

Pin diameter Ø  
Lugs are (4 x 1.5 x 0.3t)mm